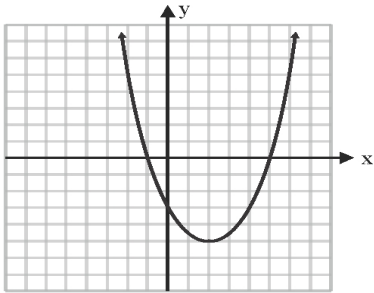


# PARABOLA CHARACTERISTICS

\_\_\_\_\_ (name)

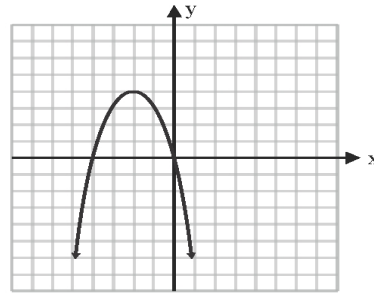
Identify the characteristics of each parabola.

1.



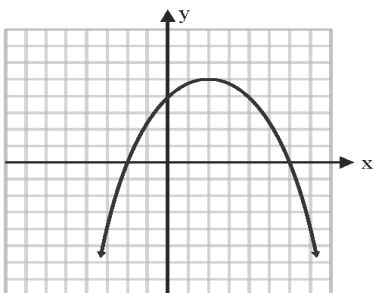
Vertex \_\_\_\_\_  
Min/Max \_\_\_\_\_  
Domain \_\_\_\_\_  
Range \_\_\_\_\_  
Zeros \_\_\_\_\_

2.



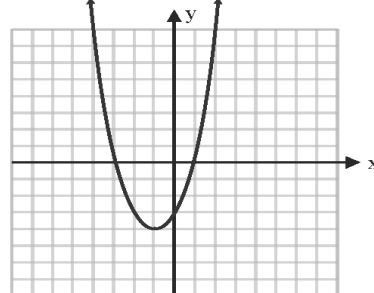
Vertex \_\_\_\_\_  
Min/Max \_\_\_\_\_  
Domain \_\_\_\_\_  
Range \_\_\_\_\_  
Zeros \_\_\_\_\_

3.



Vertex \_\_\_\_\_  
Min/Max \_\_\_\_\_  
Domain \_\_\_\_\_  
Range \_\_\_\_\_  
Zeros \_\_\_\_\_

4.



Vertex \_\_\_\_\_  
Min/Max \_\_\_\_\_  
Domain \_\_\_\_\_  
Range \_\_\_\_\_  
Zeros \_\_\_\_\_