
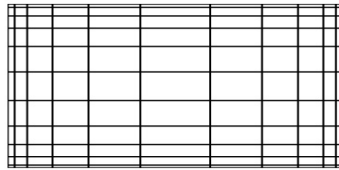



Name: _____ Date: _____

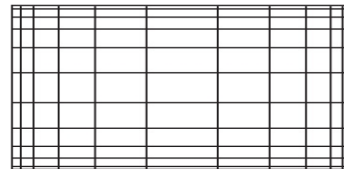
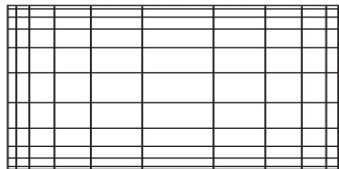

Op Art Lesson

See how you can use straight lines and create a 3D illusion just by spacing them differently.

Op-art, also known as optical art, is used to describe some paintings and other works of art which use optical illusions. Op art works are abstract, with many of the better known pieces made in only black and white. When the viewer looks at them, the impression is given of movement, hidden images, flashing and vibration, patterns, or alternatively, of swelling or warping.



Continue the drawing as an example.



Redraw the image here.