

Op Art Lesson

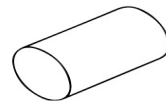
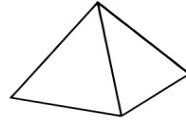
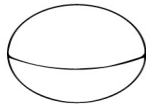
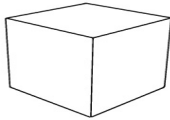


The Op Art project combines design elements and color to create an optical illusion. Color pencil techniques will be explained and demonstrated for the students before the project begins.


Op-art, also known as optical art, is used to describe some paintings and other works of art which use optical illusions. Op art works are abstract, with many of the better known pieces made in only black and white. When the viewer looks at them, the impression is given of movement, hidden images, flashing and vibration, patterns, or alternatively, of swelling or warping.

Element of Art

An element of art that is three-dimensional and encloses volume; includes height, width AND depth (as in a cube, a sphere, a pyramid, or a cylinder). Form may also be free flowing.



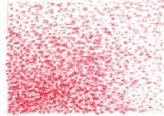
Blending Techniques



Hatching



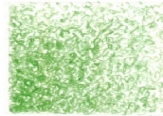
Cross
Hatching



Stippling



Layering



Scribbling



Burnishing

Op Art Work

