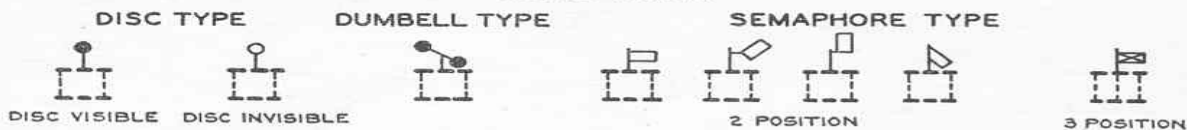


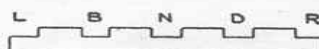
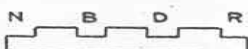
## INDICATORS



## ELECTRIC LOCKS

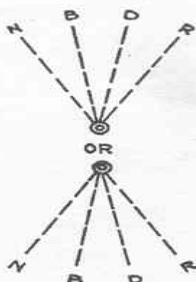


LOCKING POSITIONS TO BE AS SPECIFIED AND APPLIES TO LATCH OR LEVER OPERATED LOCKS.



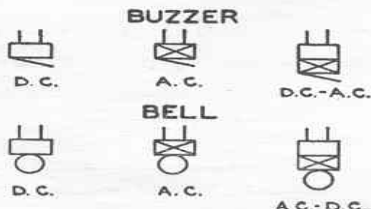
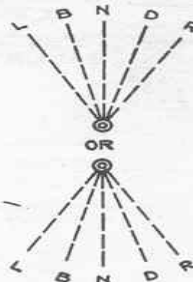
### LEVERS WITH END POSITION AS NORMAL

N - NORMAL POSITION.  
 B - NORMAL INDICATION POSITION.  
 D - REVERSE INDICATION POSITION.  
 R - REVERSE POSITION.



### LEVERS WITH MIDDLE POSITION AS NORMAL

L - REVERSE POSITION TO LEFT.  
 B - NORMAL INDICATION FROM LEFT.  
 N - NORMAL POSITION.  
 D - NORMAL INDICATION FROM RIGHT.  
 R - REVERSE POSITION TO RIGHT.



**ANNUNCIATOR**  
 INDICATE SINGLE  
 STROKE BELL-SS

## GRAPHICAL SYMBOLS INDICATORS, LOCKS, BUZZERS AND BELLS

M-1943 | OCT-1943 | M-1934 | MAR-1934

**AAR**  
 SIG. SEC.  
**1679B**