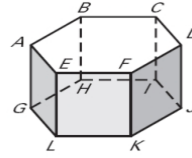


Worksheet Surface Area of Prisms

Name _____ Period _____

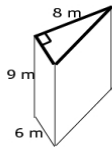
Use the diagram at the right.

1. Give the mathematical name of the solid.
2. What kind of figure is each base?
3. What kind of figure is each lateral face?
4. How many lateral faces does the solid have?
5. Name three lateral edges?

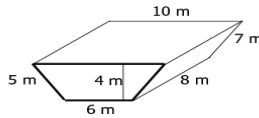


Find the Surface area (SA) of each **right** prism, and name the prism.

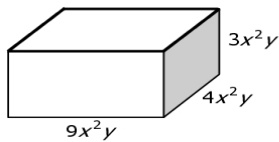
6. Name _____ SA = _____



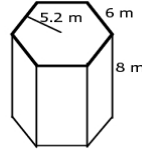
7. Name _____ SA = _____



8. Name _____ SA = _____

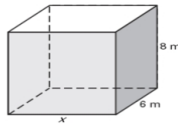


9. Name _____ SA = _____

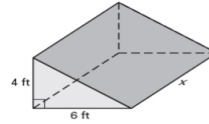


Solve for x given the surface area S of the right prism. #11 Round your answer to two decimal places.

10. $S = 320 \text{ m}^2$

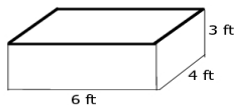


11. $S = 200 \text{ ft}^2$



Find the Surface area (SA) of each **right** prism, and name the prism. Round answers to the nearest hundredth.

12. Name _____ SA = _____



13. Name _____ SA = _____

