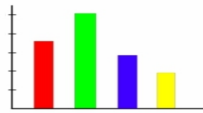



Understanding CLIMATE GRAPH

Name _____

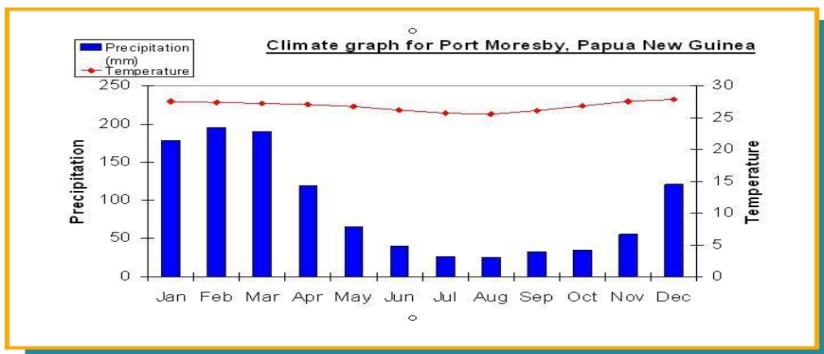
Date _____



The bars on the climate graph represent?



The lines on the climate graph represent?



Refer to the chart above to answer the following question!

During which month does Port Moresby receive the most rain?

During which months does Port Moresby receive more than 100 mm of rain?

What is the difference between the high and low temperatures in Port Moresby? What latitude zone would you guess it is in?

How hot does it get in September? Don't forget the measurement
