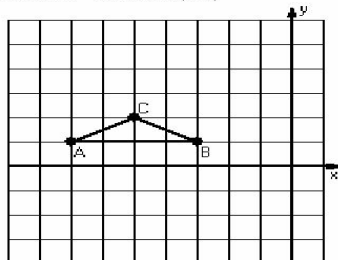


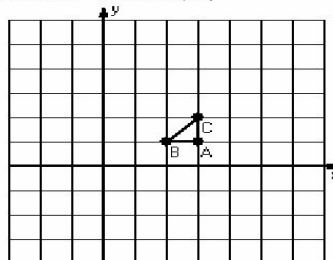
## Dilations (I)

Instructions: Draw and label the dilated image for each triangle.  
Label the center of dilation.

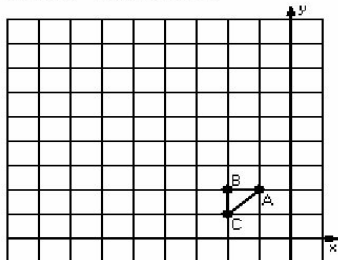
1) Dilation scale = 2, center  $D(-6, 2)$



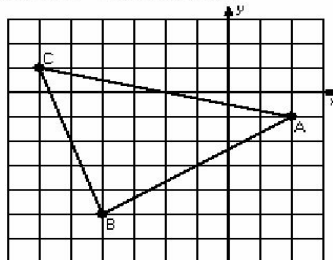
2) Dilation scale = 3, center  $D(4, 1)$



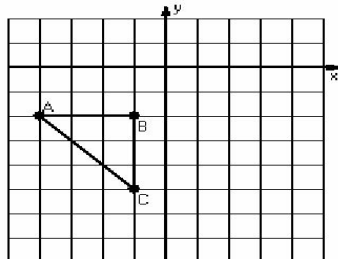
3) Dilation scale = 4, center  $D(-1, 1)$



4) Dilation scale =  $1/2$ , center  $D(-2, 1)$



5) Dilation scale =  $1/3$ , center  $D(2, -5)$



6) Dilation scale =  $1/4$ , center  $D(-2, -2)$

