



## Interpreting circle graphs

32 children voted for their favorite ice-cream flavors.  
How many children voted for chocolate?

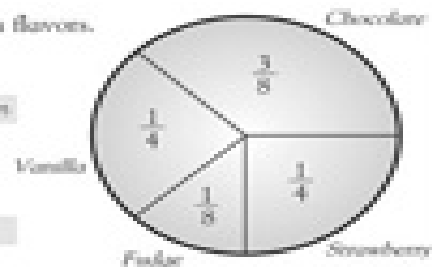
$\frac{3}{8}$  of 32 is 12  
12 children voted for chocolate.

12 children

How many children voted for fudge?

$\frac{1}{8}$  of 32 is 4  
4 children voted for fudge.

4 children



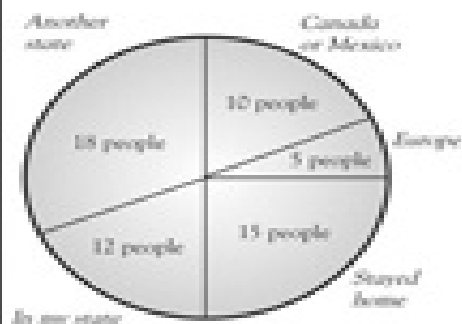
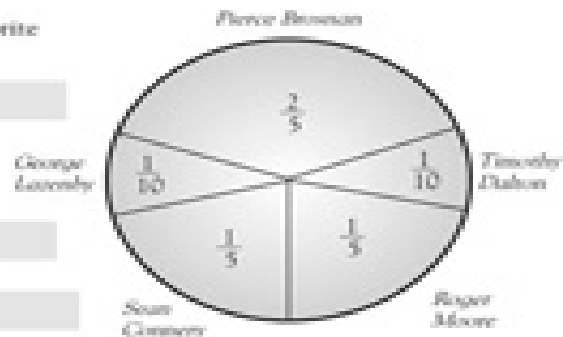
A class of 30 children voted for their favorite actor who has played James Bond.

How many voted for Sean Connery?

How many did not vote for George Lazenby?

How many more children voted for Pierce Brosnan than Roger Moore?

How many children altogether voted for Sean Connery and Roger Moore?



60 people were asked where they went on vacation last year. The circle graph shows the results.

What fraction of people vacationed in another state?

What fraction of people vacationed in Canada or Mexico, or in Europe?

What fraction of people did not stay at home?

What fraction of people vacationed in their state or another state?