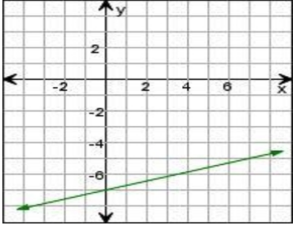
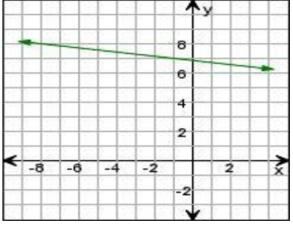
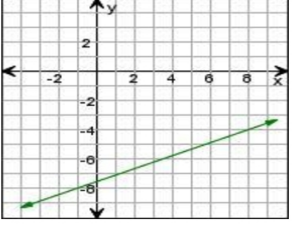


Slope-Intercept Matching Lab

Directions: Match each equation with the correct graph. Put your answers on the provided answer sheet.

1) 	A) $3x + y = 21$
2) 	B) $y = -\frac{1}{2}x - \frac{19}{2}$
3) 	C) $x + 2y = 10$