











Name _____

A Perfect Fit

Color the **plane shape** that matches a flat face.
Trace a matching face on the **solid figure**.



The illustration shows a cat sitting on a table. On the table are several solid figures: a cylinder, a rectangular prism, a triangular prism, a cube, and a cone. Above the table are four plane shapes: a circle, a rectangle, a triangle, and a square. Below the table is a grid of eight numbered boxes, each containing a solid figure and three plane shapes to match its faces.

1.  	2.  
3.  	4.  
5.  	6.  
7.  	8.  

Bonus: Draw to show two plane shapes that can be made with a rectangular prism. 