

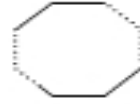
Print

Use a ruler for this worksheet


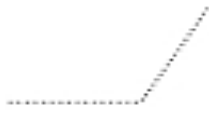


Locating angles on 2 dimensional shapes

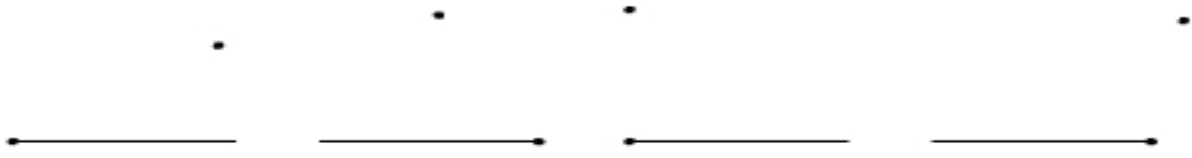
Trace the angles to complete each shape.



Trace each angle.



Complete each angle by joining the dots - Circle the right angle.



Draw four angles - (Make one a right angle).

