








# Geometry Formula Sheet

## Geometric Formulas



## Geometric Symbols

Example	Meaning	Example	Meaning
$\angle A$	angle A	$\vec{AB}$	vector AB
$m\angle A$	measure of angle A	$\perp$	right angle
$\overline{AB}$	line segment AB	$\overline{AB} \parallel \overline{CD}$	Line AB is parallel to line CD.
$\overline{AB}$	measure of line segment AB	$\overline{AB} \perp \overline{CD}$	Line AB is perpendicular to line CD.
$\overleftrightarrow{AB}$	line AB	$\angle A = \angle B$	Angle A is congruent to angle B.
$\triangle ABC$	triangle ABC	$\triangle A \sim \triangle B$	Triangle A is similar to triangle B.
$\square ABCD$	rectangle ABCD		Similarly marked segments are congruent.
$\parallel\!-\! ABCD$	parallelogram ABCD		Similarly marked angles are congruent.

## Abbreviations

Volume	V
Lateral Area	L.A.
Total Surface Area	S.A.
Area of Base	B

$\pi$

$\pi = 3.14$   
 $\pi = \frac{22}{7}$