














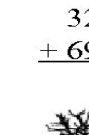

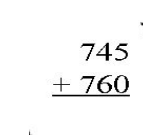







Through the Dark Forest (A)

Find each sum to find your way through the forest.

	454 $+ 731$	944 $+ 100$	106 $+ 568$	910 $+ 713$	
	953 $+ 638$		729 $+ 788$		458 $+ 254$
		991 $+ 645$			442 $+ 835$
	302 $+ 721$		150 $+ 131$		205 $+ 391$
	512 $+ 146$		334 $+ 135$		175 $+ 839$
	443 $+ 761$		546 $+ 881$		119 $+ 185$
324 $+ 696$		745 $+ 760$		189 $+ 520$	
	472 $+ 157$		426 $+ 339$	