



# HALLOWEEN FUN

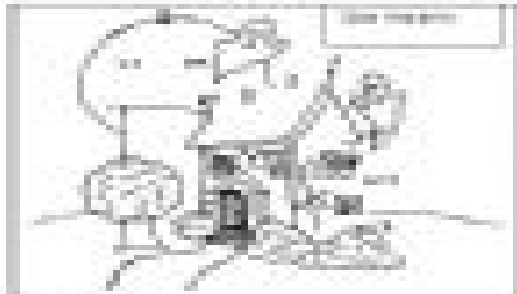

These worksheets are made with the intention to use a child to draw or cut or colour or make or create. It can be completed in class or at home. It can be used as a reward or as a challenge or as a way to spend the day.



**Bring with your teacher:**  
**Scissors, Glue, Sticks, Paper.**  
 Pupils: Pupils will use their drawing skills to create a Halloween scene. They will use their drawing skills to create a Halloween scene. They will use their drawing skills to create a Halloween scene. They will use their drawing skills to create a Halloween scene.



1. Draw a line from the start to the end of the maze.  
 2. The maze is made of black lines on a white background.  
 3. The start is at the top left and the end is at the bottom right.  
 4. The maze is a single continuous path.



NAME: \_\_\_\_\_

1. Name the costumes. 2. Name the costumes. 3. Name the costumes. 4. Name the costumes.