


24 Printable Worksheets!

Name _____

Adding Shamrocks!


Directions: Add the two groups to find the total.



Name _____

Subtracting Shamrocks!

Directions: Cross out the shamrocks to find how many are left.





5 - 1 =

Name _____

Shamrock Skip Count

Directions: Count by fives and write the missing numbers in order.

Name _____

How many more to make 10?

Directions: Count how many more you need to make ten on the 10 frame.

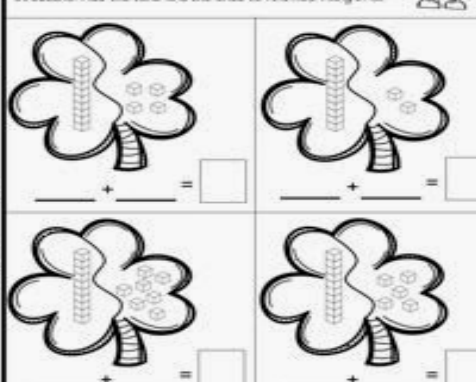
$4 + \square = 10$

$2 + \square = 10$

Name _____

Adding Tens and Ones!

Directions: Add the tens and the ones to find how many in all.



$\square + \square = \square$

$\square + \square = \square$


$\square + \square = \square$

$\square + \square = \square$

Name _____

Feeling lucky with


Directions: Use the picture bank at the bottom on the shamrock with the same middle sound.



Name _____

Ending Sound

Directions: Connect the ending sound to the picture.



Name _____

Color the picture.



5+2=

3+0=

4+4=

6+1=

2+3=

COLOR CODE	
4 =	YELLOW
5 =	ORANGE
6 =	BLACK
7 =	GREEN
8 =	RED