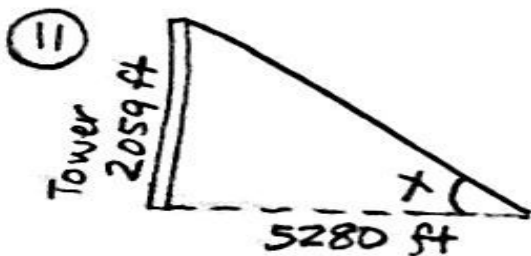
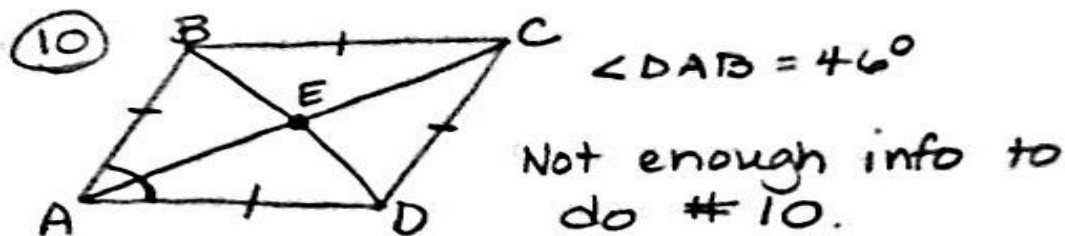


⑨ Skip this problem also.




$$\tan x = \frac{2059}{5280}$$

$$x = \tan^{-1}\left(\frac{2059}{5280}\right)$$

$$x \approx 21^\circ$$

Angle of elevation is about 21°



$$\tan 6 = \frac{150}{y}$$

$$y \tan 6 = \frac{150}{y} \cdot y$$

$$\frac{y \tan 6}{\tan 6} = \frac{150}{\tan 6}$$

$$y \approx 1427.15$$

She is about 1427.15 ft from her building.