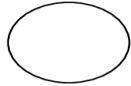


Name \_\_\_\_\_

Meiosis Worksheet

**Draw and describe the stages of meiosis starting with 2 chromosomes.**

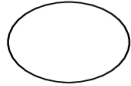
Prophase I



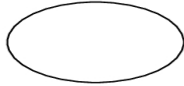
\* synapsis, tetrads formed

\* Crossing over

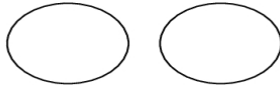
Metaphase I



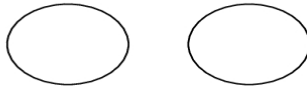
Anaphase I



Telophase I

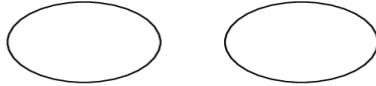


Prophase II



\* NO duplication

Metaphase II



Anaphase II



Telophase I

