

Name _____

Following
AABB pattern

Eraser Chasers




























Cut and  glue to finish the pattern.



Color.



©2010 Education.com, Inc. - All rights reserved. - 1000000 - Worksheet 200

