





Pan Balance Problems



$$\text{raspberry} = \square$$

$$\text{strawberry} = \square$$



$$\text{umbrella} = \square$$

$$\text{ice cream cone} = \square$$