



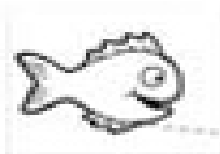

Sweet Treats

18 to 24 months

Visual development, attention span, matching
left-to-right progression, memory/language
development, and eye-hand coordination



Tell your baby that the two of you are going to help each animal get to a treat. Take your baby's finger and guide it across the paths from the animals to the treats. Make fun noises as you trace the "loops." Repeat this activity several times. Now, give your child a large crayon, and have her trace the path to get the animal to the treat. Guide your child's hand if necessary.



Place several carpet squares or pieces of colored construction paper around the room. Pretend with your little one that the squares are puddles. Help your child practice jumping into the puddles, always moving from left to right.