
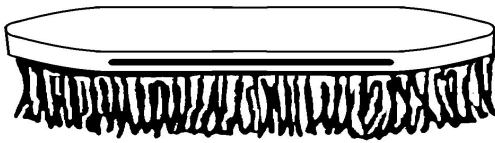


GROOMING TOOLS

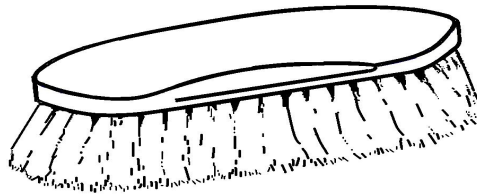
RUBBER CURRY - Start at the neck and work your way back to the hindquarters. Move the curry in the direction of the hair growth. This brings dirt, dander, and loose hair to the surface. Do not use near the face, on the legs or on any bony area.



STIFF BRUSH - Start at the neck and brush in the direction of hair growth. Use a firm stroke with a flicking motion. Pay special attention to the saddle and girth areas, the belly, between the legs, the chest and the legs.



SOFT BRUSH - Start at the neck and brush in the direction of hair growth. The soft brush is the finishing touch to the horse's coat and removes any fine dirt and dust. The soft brush may be used on the face.



HOOF PICK - A hoof pick is used to remove dirt, rocks, and manure from the horse's hooves.

