

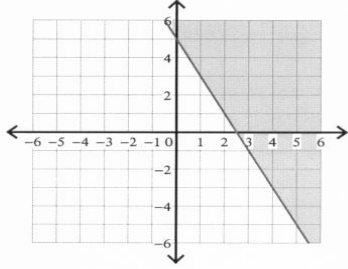
Name _____

Period _____

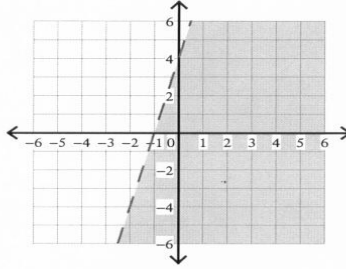
Graphing Linear Inequalities

Sketch the graph of each linear inequality.

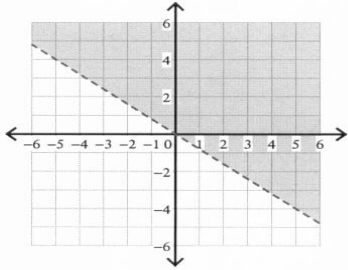
1) $y \geq -2x + 5$



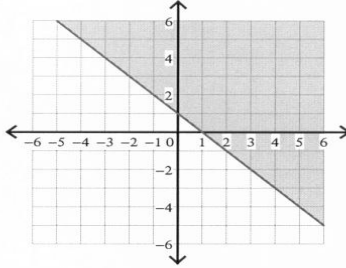
2) $y < 4x + 4$



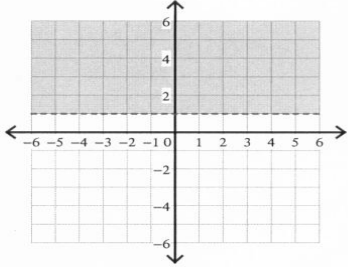
3) $y > -\frac{4}{5}x$



4) $y \geq -x + 1$



5) $y > 1$



6) $y < \frac{7}{3}x - 5$

