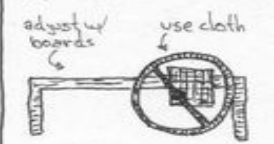


# SOFT SLAB




Soft slabs will allow us to carefully design and construct utilitarian objects.

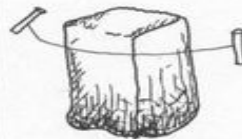
## TO CREATE A SLAB....



With a roller



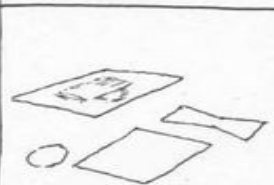
Rolling pin & slats



Cut from block



Or stretch by flip



Design Cut out pattern



Cut clay with knife



Construct with form



Use slip to join

**Projects:** Design and construct a set of four mugs. Please consider these as items for household use. They must be pleasing in design, well crafted, and comfortable to use. They are also considered a set. Sketch out five different styles in your notebook and choose one to work from.

## AESTHETICS



Soft slab techniques enable the artist to create smooth curves, bends, folds, and edges. With slip, finely executed joints and attachments may be accomplished. Careful planning for minimum of handling will produce a clean form.