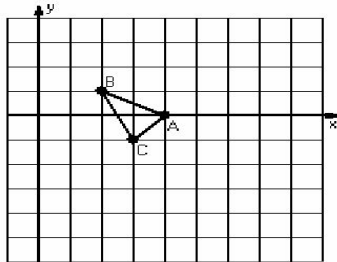


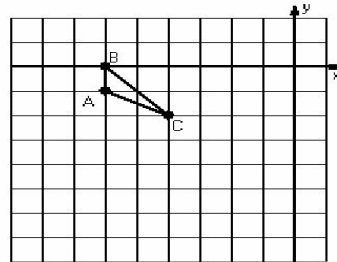
Dilations (G)

Instructions: Draw and label the dilated image for each triangle.
Label the center of dilation.

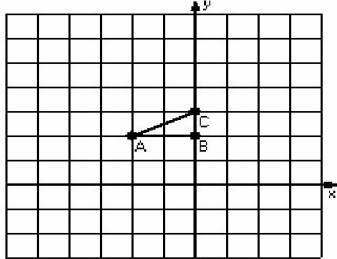
1) Dilation scale = 2, center D(2,-1)



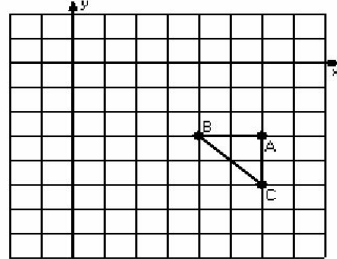
2) Dilation scale = 3, center D(-5,0)




3) Dilation scale = 4, center D(-1,2)



4) Dilation scale = 1/2, center D(2,-5)



5) Dilation scale = 1/3, center D(-6,2)



6) Dilation scale = 1/4, center D(2,0)

