
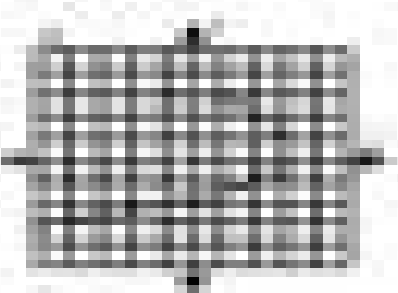


Graphing Equations


Graph the following equations on the coordinate plane.



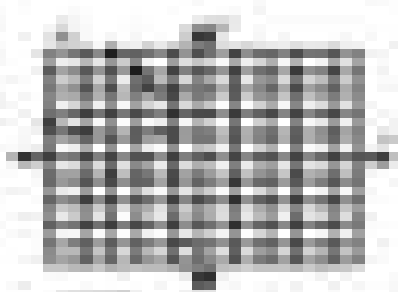
$y = 2x + 3$




$y = -x + 5$




$y = 0.5x - 2$




$y = 3x - 1$




$y = -2x + 4$




$y = 1.5x + 1$



$y = 4x - 3$



$y = -3x + 6$



$y = 0.75x - 1.5$