

Color and draw the leaf veins of these common trees.
Then use them to identify trees the near you!

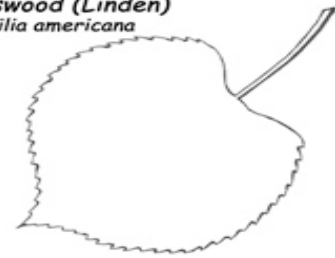


Maple (Red)
Acer rubrum

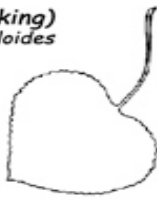


Maple (Sugar)
Acer saccharum

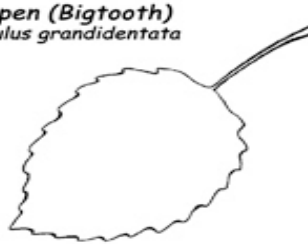
Basswood (Linden)
Tilia americana



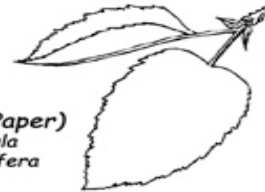
Aspen (Quaking)
Populus tremuloides



Aspen (Bigtooth)
Populus grandidentata



Birch (Paper)
Betula papyrifera



Oak (White)
Quercus alba

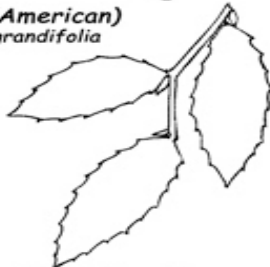


Oak (Red)
Quercus rubra

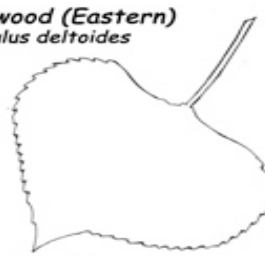


Sycamore (American)
Platanus occidentalis

Beech (American)
Fagus grandifolia



Cottonwood (Eastern)
Populus deltoides



Poplar (Balsam)
Populus balsamifera



Making TRACKS guides are generated by citizen scientists like you! For more information, visit: www.makingtrackschallenge.com. Thank you for caring for wild places everywhere!