

**INTERNATIONAL**



**PASSPORT**

www.passportkit.org

**INTERNATIONAL**




**PASSPORT**

www.passportkit.org


**Visas**

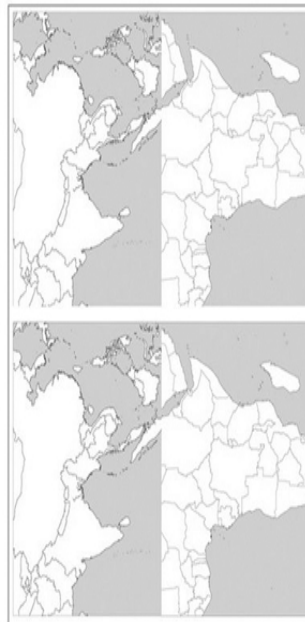
Country	Date / Time



**Visas**

Country	Date / Time





**UNITED STATES OF AMERICA**

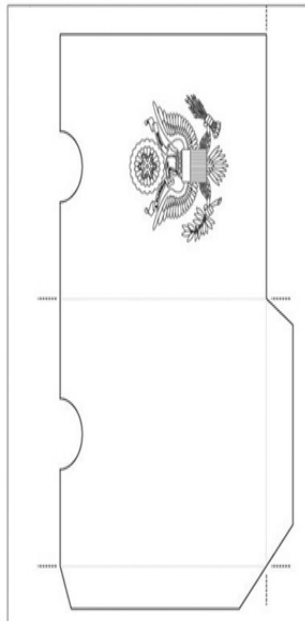
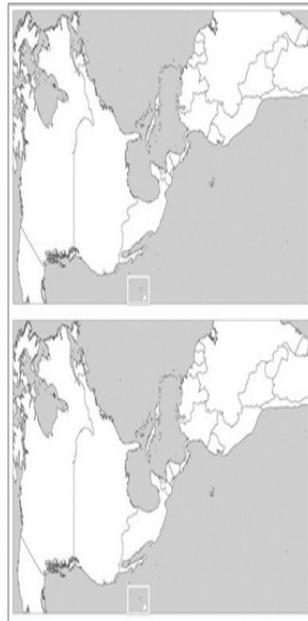
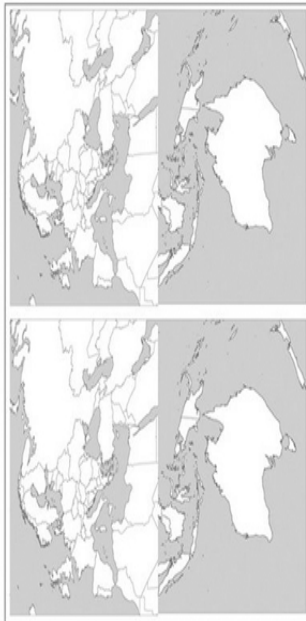
**Visas**

Country	Date / Time

**UNITED STATES OF AMERICA**

**Visas**

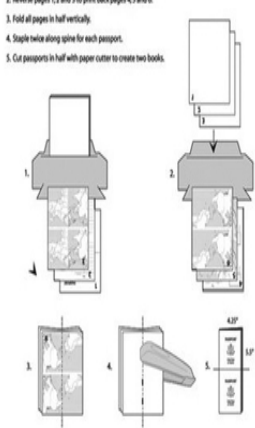
Country	Date / Time



**Passport Printing and Assembly**

The book is designed to be printed double-sided on three sheets of heavy paper (87 lb cover works best). Please follow these instructions to have the pages print in their correct order. Instructions and template for the Passport above are on page 7.

1. Print pages 1, 2 and 3.
2. Reverse pages 1, 2 and 3 to print back pages 4, 5 and 6.
3. Fold all pages in half vertically.
4. Staple twice along spine for each passport.
5. Cut passports in half with paper cutter to create two books.



© 2009 www.passportkit.org