



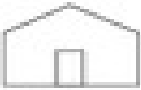










Finding the Way

Bear Mountain Farm

		
		<p>Map Key</p> <ul style="list-style-type: none">  apple orchard  barn  corn maze  country store  pony rides
		



Answer the questions.

1. What place does this map show? _____
2. What is the symbol for the country store? _____
3. What is north of the corn maze? _____
4. What is west of the barn? _____
5. How many apple orchards are on the farm? _____
6. What direction would you travel to move from the corn maze to the pony rides?

Bonus Box: Draw another barn east of the apple orchards.