


## Possessive Nouns


Name: \_\_\_\_\_

Possessive nouns are used to show that something belongs to a person, place, thing, or idea.


To make a singular noun possessive, add an apostrophe and an "s" to the end. Do this even if the noun already ends with an "s".

 The classroom belongs to Mr. Gonzales. ⇔ Mr. Gonzales's classroom  
The book belongs to Jeff. ⇔ Jeff's book

To make a plural noun that ends in "s" possessive, add an apostrophe to the end.

The restroom belongs to the girls ⇔ The girls' restroom  
The flavor belongs to the beans ⇔ The beans' flavor 

To make an irregular plural noun that does not end in "s" possessive, add an apostrophe and an "s" to the end.

 The toys belong to the children ⇔ The children's toys  
The food belongs to the geese ⇔ The geese's food

★ Remember: you do not need to use an apostrophe unless something belongs to a person, place, thing, or idea.

Write the correct possessive noun to show each belonging:

Example: The ball belongs to the boys the boys' ball

1. The car belongs to the man \_\_\_\_\_
2. The dinner belongs to the family \_\_\_\_\_
3. The books belong to the students \_\_\_\_\_
4. The candy belongs to Jessica \_\_\_\_\_
5. The mess belongs to the dogs \_\_\_\_\_
6. The painting belongs to the woman \_\_\_\_\_
7. The homework belongs to Mike \_\_\_\_\_
8. The mouse hole belongs to the mice \_\_\_\_\_
9. The blanket belongs to the child \_\_\_\_\_
10. The house belongs to Mrs. Johnson \_\_\_\_\_