


HARD SLAB



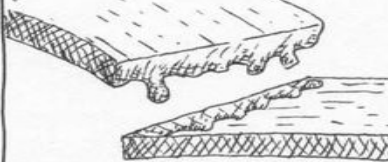
Hard slabs give one the opportunity to make forms with sharp corners and flat sides.

Create enough slab




and let dry until leather hard

Score and Slip



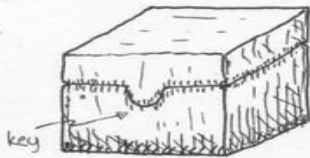
to join parts

Place an extra




bead of clay on the joint

LID I



Closed form & cut

LID II



Cut away view

GLAZE ALERT!



Don't glaze shut.

Project: Construct two lidded containers using hard slabs. One must have three corners that are not right angles, 90°. Sketch four designs in notebook.

AESTHETICS



Hard slabs enable one to make geometric shapes.

They also present large flat surfaces for decoration.

Because they can be self supporting, complex forms can be created.