

Name _____

Classifying living and nonliving things

Living Or Nonliving?
















Look at each picture.

Write **N** if it shows something nonliving.

Write **L** if it shows something living.

Draw a line to show three of these letters in a row.



 tree	 clock	 car	 bee	 teacher	 glue
 shirt	 baby	 pencil	 duck	 plant	 milk
 pizza	 flower	 balloon	 shoe	 ball	 snake
 dog	 bus	 turtle	 sun	 doctor	 spoon
 fish	 house	 rocket	 chair	 box	 candle
 pig	 grass	 cake	 cat	 flag	 butterfly

Bonus Box: On the back of this sheet, list three ways living and nonliving things are different.