

Name: _____


Name: _____

Area and Central Angles

Date: _____ Period: _____

Name the arc made by the given angle.

1. 40°



Name the central angle of the given arc.

2. 100°




If an angle is given, name the arc it makes. If an arc is given, name the central angle.

3. 85°



4. 120°




From the measures of the arcs or central angle indicated, determine how many radii appear in the diagram. Are central angles?

5.



6. 120°



7. 100°



8. Major arc for 120°



9. 100°



10.

