

# Coordinate graphs

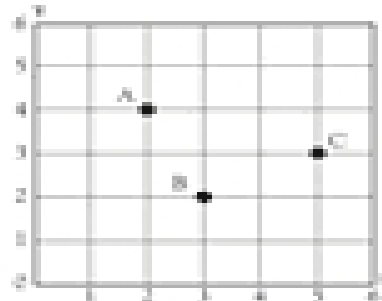


Write the coordinates for each point.  
Remember to write the coordinate for the x-axis first.


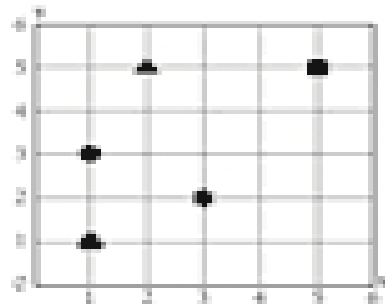
A

B

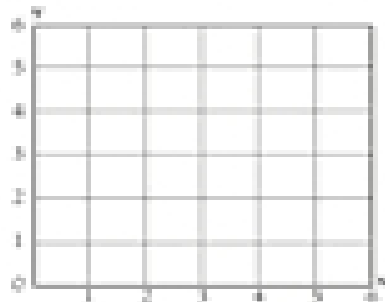
C



Write the coordinates for each symbol.



Place each of the points on the graph.



A

B

C

D

E