
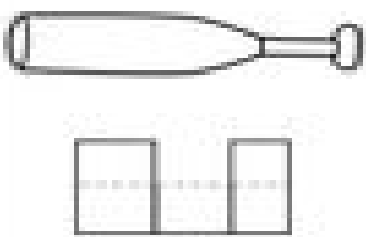
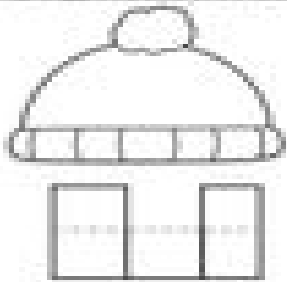
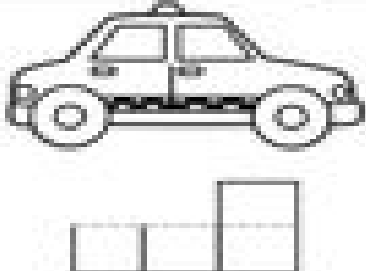
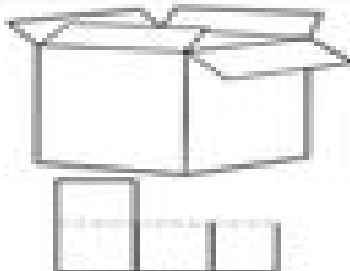






Name: _____

BOX it UP



Directions: Say the name for each picture. Write the beginning, middle and ending sound for each word. Color the pictures.

 A line drawing of a dog jumping over a sound box consisting of three rectangular boxes with a dashed line in the middle.	 A line drawing of a baseball bat positioned above a sound box consisting of three rectangular boxes with a dashed line in the middle.	 A line drawing of a winter hat with a pom-pom, positioned above a sound box consisting of three rectangular boxes with a dashed line in the middle.
 A line drawing of a car positioned above a sound box consisting of three rectangular boxes with a dashed line in the middle.	 A line drawing of an open cardboard box positioned above a sound box consisting of three rectangular boxes with a dashed line in the middle.	 A line drawing of a person sitting on a chair, positioned above a sound box consisting of three rectangular boxes with a dashed line in the middle.
 A line drawing of a briefcase positioned above a sound box consisting of three rectangular boxes with a dashed line in the middle.	 A line drawing of a mouse positioned above a sound box consisting of three rectangular boxes with a dashed line in the middle.	 A line drawing of a mug with a flower on it, positioned above a sound box consisting of three rectangular boxes with a dashed line in the middle.