



































Name: _____

Date: _____

Multiple Choice Maze - Solfege DRM

Directions: Start with the top-left box labeled "START" and work your way to the bottom-right box labeled "FINISH". Match the pitch sets in the boxes with the correct solfege patterns (D, R, M= do, re, mi, respectively) either at the top, bottom, left or right. This will show you the direction you may move into the next box. Color in pitch sets and solfege patterns as you pass through them.

START	START		MRD		MRD		DMM		DDR	
	DRM	+	DRM	+	MRR	+	MDM	+	RRD	
		DMR		DMD		MRD		DMD		
	MRD	+	MRD	+	MDR	+	MDR	+	MMD	
		MRD		RDM		RMD		MDM		
	MMD	+	DRM	+	RRM	+	DRM	+	DRM	
		DDR		RDM		MRD		MDM		
	DRM	+	DRM	+	MMD	+	MRD	+	DMD	
		RMD		MRD		RMD		MRD		
	MDR	+	DMD	+	DRR	+	RDM	+	DRM	
	MMD		DMM		MDR		MRD			
MDM	+	DMR	+	DRM	+	DRD	+	DRM		
	DMD		RRR		DDD		DMD	FINISH		