





<p>Since 4 dimes are equal to one dollar, a dollar is divided into 4 equal parts, each part will be equal to <math>\frac{1}{4}</math>.</p> <p><math>\frac{1}{4}</math> of a dollar = <math>\frac{25}{100}</math> = </p>	<p>Determining equivalent fractions using models or money</p> <p><math>\frac{3}{8}</math> of the figures are triangles. Notice the figures on the right. The six figures can be divided into 2 equal groups. By dividing the figures into two equal groups, the triangles can also be referred to as <math>\frac{1}{2}</math> of the group.</p> <p>Figures that refer to the same portion of a group of items or the same part of a whole are called <b>equivalent fractions</b>.</p>
<p>Fill in the missing numbers for each problem.</p> <p>1 penny is <math>\frac{1}{100}</math> of a dollar</p> <p>1 nickel = <math>\frac{5}{100}</math> = <math>\frac{1}{20}</math> of a dollar</p>	<p>are circles. <math>\frac{1}{2}</math> = <math>\frac{2}{4}</math></p> <p>are circles. <math>\frac{3}{4}</math> = <math>\frac{6}{8}</math></p> <p>of the figures are circles. <math>\frac{1}{8}</math> = <math>\frac{1}{8}</math></p>
<p>2 dimes = <math>\frac{20}{100}</math> = <math>\frac{2}{10}</math> of a dollar</p>	<p>Write the fraction that represents the shaded portion of each rectangle.</p> <p><math>\frac{1}{2}</math> = </p> <p><math>\frac{3}{4}</math> = </p> <p><math>\frac{3}{8}</math> = </p>
<p>3 dimes = _____ of a dollar</p> <p>3 pennies = _____ of a dollar</p>	<p>Each of the rectangles is the same size and even though they are divided differently, the portion that is shaded is equal to one-half for each one.</p> <p><math>\frac{3}{8} = \frac{1}{2}</math></p> <p><math>\frac{3}{8} + \frac{1}{2} = \frac{3}{8} + \frac{4}{8} = \frac{7}{8}</math>. There should be 7 sixths in each of the parts. This can be verified. What is 6 divided into 2 equal parts?</p>
<p>2 dimes = _____ of a dollar</p> <p>1 penny = _____ of a dollar</p>	<p>To check, what is 12 divided into 3 equal parts? <math>\frac{4}{12} = \frac{1}{3}</math></p> <p><math>\frac{4}{12} + \frac{1}{3} = \frac{4}{12} + \frac{4}{12} = \frac{8}{12}</math>. There should be 4 twelfths in each of the parts.</p>
<p>3 dimes = _____ of a dollar</p> <p>1 nickel = _____ of a dollar</p>	<p>To check, what is 8 divided into 4 equal parts? <math>\frac{2}{8} = \frac{1}{4}</math></p> <p><math>\frac{2}{8} + \frac{1}{4} = \frac{2}{8} + \frac{2}{8} = \frac{4}{8}</math>. There should be 2 eighths in each of the parts.</p>