

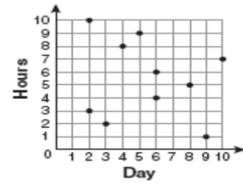
Name: _____

- 1 For 10 days, Romero kept a record of the number of hours he spent listening to music. The information is shown in the table below.

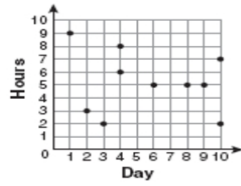
fall0701ia

Day	1	2	3	4	5	6	7	8	9	10
Hours	9	3	2	6	8	6	10	4	5	2

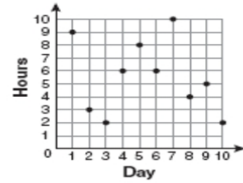
Which scatter plot shows Romero's data graphically?



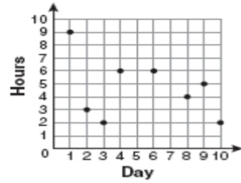
(1)



(3)



(2)



(4)