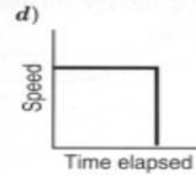
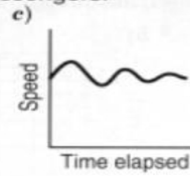
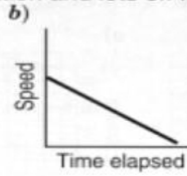
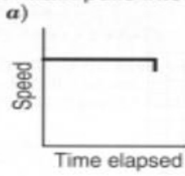


Name _____
Period _____

Identifying Qualitative Graphs

Directions: Circle the graph that best describes the given statement. Then, use complete sentences to explain the reasons why the other graphs do not fit the given statement.

1. A train pulls into a station and lets off its passengers.



2. A man takes a ride on a ferris wheel.

