
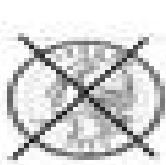






# GRAPH IT



"We collected all kinds of stuff from those rocky Planets. Let's make a chart of these objects."

On the chart below, color in a box for each jewel you count. Put an X over the jewel after you color a box. Color in boxes in the graph for the other objects you see.



 Asteroids										
 Stars										
 Jewels										
 Coins										
	1	2	3	4	5	6	7	8	9	10

How many?



Coins \_\_\_\_\_



Jewels \_\_\_\_\_



Asteroids \_\_\_\_\_



Stars \_\_\_\_\_