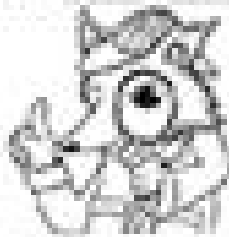


Name _____

Line, line segment, and ray



Mystery-Dot Masterpieces

Creative Geometry is a dot artist who knows that lines, line segments, and rays are different. She has a fancy machine connecting the dots on this page that she believes that her Creative Geometry contains the picture below.

Line



Line Segment



Ray



Directions: Below are 2 Mystery-Dot pictures. Complete each picture by using the tools to help you connect the dots to create lines, line segments, and rays.

1. Clue for Mystery-Dot 1 Line segments


Line Segment: \overline{AB} , \overline{CD} , \overline{EF} , \overline{GH}

Line Segment: \overline{IJ} , \overline{KL} , \overline{MN} , \overline{OP}

Ray

Ray: \overrightarrow{AB} , \overrightarrow{CD} , \overrightarrow{EF} , \overrightarrow{GH}

Ray: \overrightarrow{IJ} , \overrightarrow{KL} , \overrightarrow{MN} , \overrightarrow{OP}



2. Clue for Mystery-Dot 2 Line segments

Line Segment: \overline{AB} , \overline{AC} , \overline{AD} , \overline{AE} , \overline{AF} , \overline{AG} , \overline{AH} , \overline{AI} , \overline{AJ} , \overline{AK} , \overline{AL} , \overline{AM} , \overline{AN} , \overline{AO}


Line Segment: \overline{AP} , \overline{AQ} , \overline{AR} , \overline{AS} , \overline{AT} , \overline{AU} , \overline{AV} , \overline{AW} , \overline{AX} , \overline{AY} , \overline{AZ} , \overline{BA} , \overline{CA} , \overline{DA} , \overline{EA} , \overline{FA}

Ray

Ray: \overrightarrow{AB} , \overrightarrow{AC}

Line

Line: \overleftrightarrow{AB}



Remember: Use the tools to connect the dots to create lines, line segments, and rays.