














Lesson 11

Relationships

Draw a circle around the picture that has something in common with the first picture.

|    |   |  |   |  |
|----|---|--|---|--|
| 1. |    | a.    | b.    | c.    |
| 2. |    | a.    | b.    | c.    |
| 3. |   | a.   | b.   | c.   |
| 4. |  | a.  | b.  | c.  |
| 5. |  | a.  | b.  | c.  |