


ART 10401

Name _____

Techniques for Creating Value

Blending Pencils

In the box on your art table are several different types of drawing pencils. In each box below, draw a small pattern with those different pencils. Write what type of pencil you used below each box.




Type of pencil _____ Type of pencil _____ Type of pencil _____

Which of these three pencils makes a darker mark? _____

Which one makes a lighter mark? _____

Blended Shading

Use three different drawing pencils to create spheres from the circles below. Try to make smooth, even values that gradually go from dark to light. Remember the five elements of successful blended shading: full light, full tone, one shadow, reflected light, and cast shadow.



Type of pencil _____ Type of pencil _____ Type of pencil _____

Page 1 of 1

ART 10401

VALUE SCALE



Value Scale with Different Pencils

Make a value scale with solid shading. Use different pencils which are darker or lighter.



Value Scale with Pressure or Repeated Coverage

Make a value scale in which darker values are created by applying more pressure or by going over the same area multiple times.




Value Scale with Crosshatching

Make a value scale with crosshatching. Make directions equal; darker value.



Value Scale with Blended Shading

Make a value scale with a gradual transition from light to dark.



Page 1 of 1