

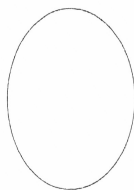
A Diagrammatic Comparison of Mitosis and Meiosis

Name: _____

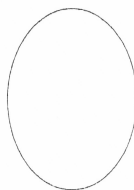
Draw chromosomes in the following cells to represent the various stages of mitosis and meiosis for an organism with a diploid number of 4. Label your diagrams with descriptions of the chromosomes and the key events that are occurring during this stage of the process.

Mitosis

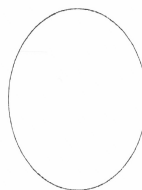
Interphase



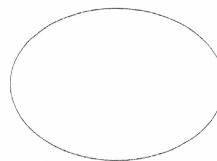
Prophase



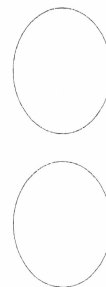
Metaphase



Anaphase

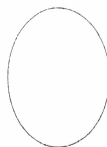


Telophase

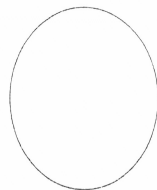


Meiosis

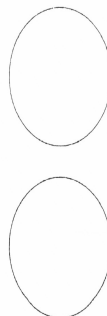
Prophase I



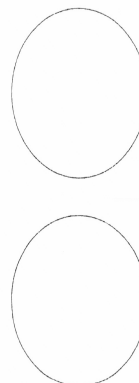
Metaphase I



Telophase I



Metaphase II



Telophase II

