



LESSON 1

Naming The Spaces And Lines Of The Staff



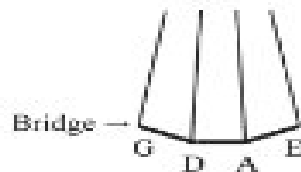
The staff has 4 spaces.
The spaces are F A C E.



The staff has 5 lines.
The lines are E G B D E.

LESSON 2

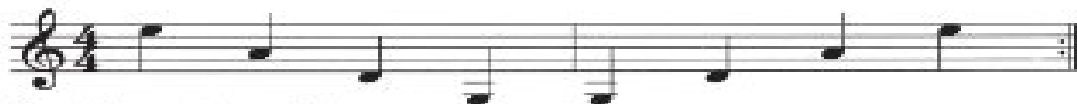
Pluck The Open Strings



Look down at your bridge while holding your **violin**. Memorize the names of the strings as you pluck them one at a time.

Say: "E A D G G D A E".

Pizzicato E A D G G D A E



Repeat this exercise several times.