


# UpToSchoolWorksheets

For Toddlers


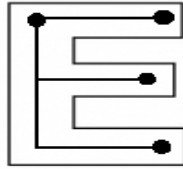
Name: \_\_\_\_\_

Letter E

Date : \_\_\_\_\_



Elephant



Engine



Elbow



Elf



Eagle

Form the letter E by sticking matchsticks in the above hollow letter E. Then circle all "E's" in the above words. Note the sounds E is making.

**E E E E E**

Tracing practice area for the letter E. It consists of five rows of handwriting lines. The first row shows a solid uppercase 'E' with numbered arrows indicating stroke order: 1 (vertical down), 2 (top horizontal right), 3 (middle horizontal right), and 4 (bottom horizontal right). The following four rows contain dashed uppercase 'E's for tracing.