

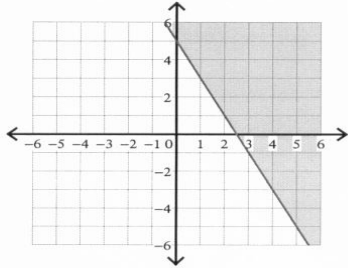
Name \_\_\_\_\_

Period \_\_\_\_\_

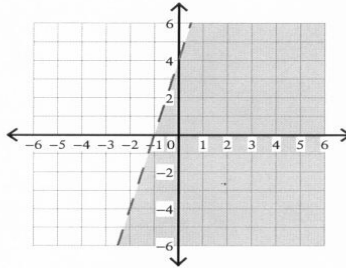
### Graphing Linear Inequalities

Sketch the graph of each linear inequality.

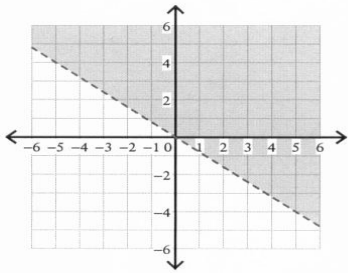
1)  $y \geq -2x + 5$



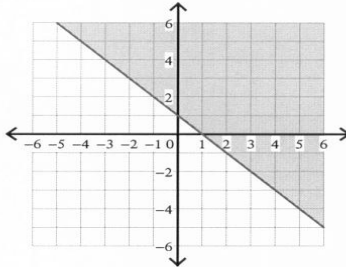
2)  $y < 4x + 4$



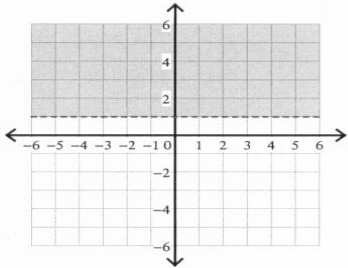
3)  $y > -\frac{4}{5}x$



4)  $y \geq -x + 1$



5)  $y > 1$



6)  $y < \frac{7}{3}x - 5$

