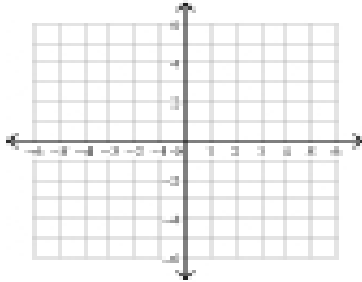


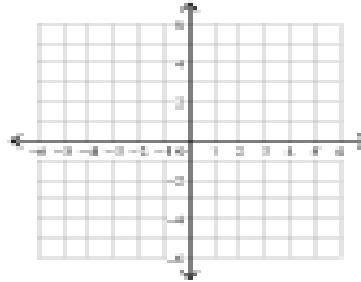
Graphing Lines in Slope-Intercept Form

Sketch the graph of each line.

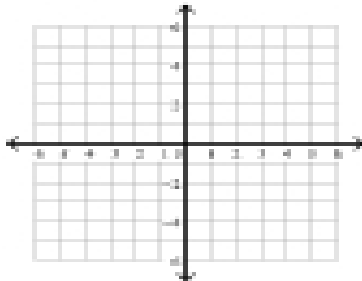
1) $y = -8x - 4$



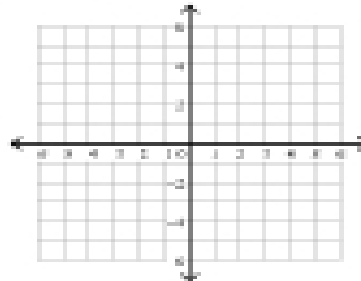
2) $y = -x + 5$



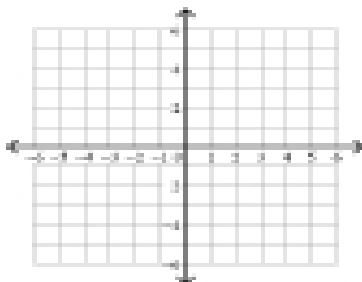
3) $y = 2x$



4) $x = -4$



5) $y = \frac{3}{2}x + 3$



6) $y = \frac{1}{5}x - 4$

