
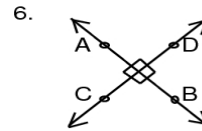
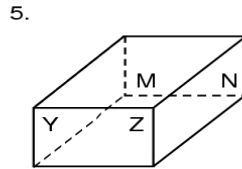
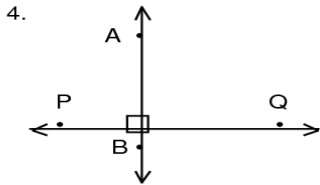
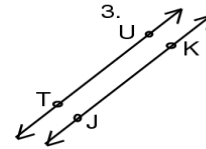
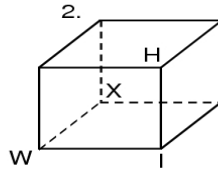


Outrageous Geometry!! Lesson 4: Parallel and Perpendicular Lines

State whether each pair of lines is parallel, perpendicular, or skew. Use symbols to name all parallel and perpendicular lines.

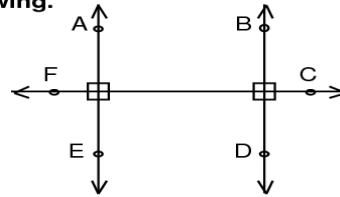


H



Use symbols to name the figures in each drawing.

7. all pairs of parallel lines



8. all pairs of perpendicular lines

9. all line segments parallel to LM

10. all line segments perpendicular to \overline{OP}

11. all line segments skew to \overline{QP}

