






## Sink or Float Data

**Teacher Directions:** Fill a water table or tub/pail with tap water. Lay out a paper clip, marble, cork, pencil, and straw. Have each child place the items, one at a time, in the water. On the graph below they should record the information learned. If the item floats, mark the float column. If it sinks, mark the sink column. Discuss with students the information learned.

	Sink	Float
 paper clip		
 marble		
 cork		
 pencil		
 straw		