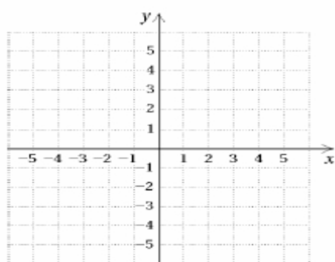


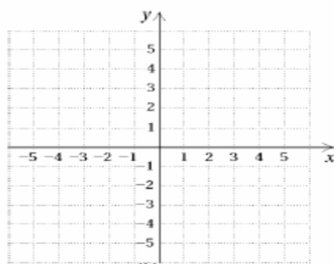
Name _____ Date _____ Period _____

Graphing Linear Equations Using A Table of Values

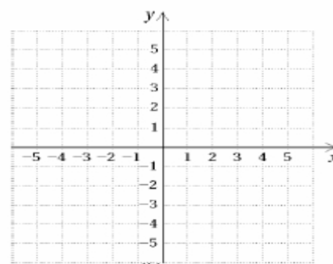
1. $y = x - 2$



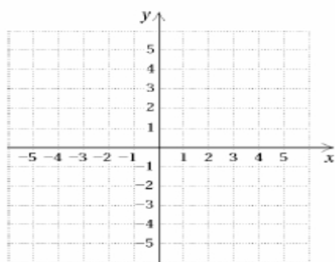
2. $y = -x$



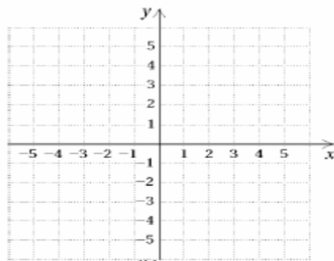
3. $y = -3x - 1$



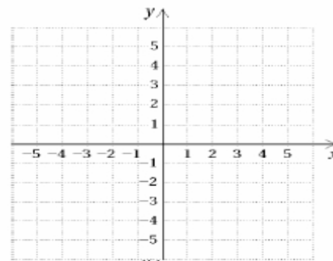
4. $y = -4 - x$



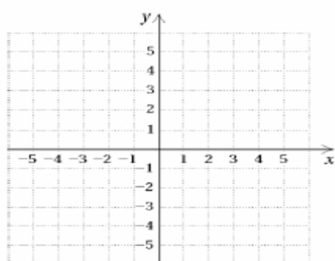
5. $y = -3x$



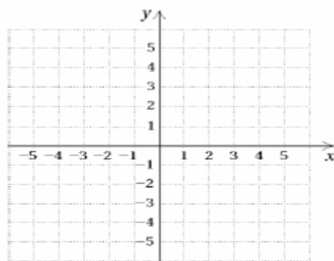
6. $y = -5x - 4$



7. $y = -4 - x$



8. $y = -x$



9. $y = -1/3x + 2$

